

# Knitting and Quilting at Kanuga '24

## Project Descriptions and Materials List - Quilting

Carolyn Ratola, Certified Instructor, Deb Tucker Studio



### Stairway to the Stars

by Carolyn Ratola

I wanted to create a pattern using the new Traditional Log Cabin Technique Sheet that uses Deb Tucker's Tucker Trimmer III. I also wanted to add some interest to the traditional Log Cabin blocks which led to adding the Wedge Stars and their variations. These star blocks need the Tucker Trimmer III for trimming to precision, so why not add some interest to the Log Cabin blocks with these stars? It can also be made without the Technique Sheets, less variety of stars. Or, an option is the Alaska pattern made without using the templates! See below.



#### Supplies

##### Tools:

Tucker Trimmer III

Traditional Log Cabin Technique Sheet

Wedge Star tool

Diamond Four Patch Wedge

Twisted Wedge

Edged Wedge Technique Sheets

Magic Wand

##### Fabric Requirements:

based on 40" of usable width of fabric

Background - 1 1/2 yards

Light - 1/2 yard

Light Medium(light brown) - 1/4 yard

Medium 1 (purple) (includes Inner Border) - 1/2 yard

Medium 2 (green) - 3/4 yard

Medium Dark(green print) - 1/2 yard

Dark 1 (green print) (includes Outer Border (length of fabric) and Binding) - 2 yards

Dark 2 (dark green) - 1/2 yard

Backing - 3 1/2 yards

## "Tuckerize" the *Alaska* pattern

by Laundry Basket quilts

Did you know by "Tuckerizing" this pattern you can make it the same size, bigger or smaller with the Wedge Star? (You will need to purchase the pattern and bring with you.)

### Supplies

#### Pattern:

Alaska by Laundry Basket Quilts

#### Tools:

Wedge Star tool

Tucker Trimmer III

#### Fabric Requirements:

Print 1 (light) - 2 1/2 yards

Print 2 (medium) - 1 1/4 yards

Print 3 (light blue) - 1 1/4 yards

Print 4 (medium blue) - 1/4 yard


Print 5 (dark blue) - 1 1/4 yards

Print 6 (very dark blue) - 2/3 yard

Border - 1 1/8 yards

Binding - 2/3 yards

Backing - 4 1/4 yards



## Lemoyne Basics ... And Beyond

by Carolyn Rotola



*Lemoyne Basics ... And Beyond* is my pattern. This pattern uses some of the Technique Sheets that accompany the Rapid Fire Lemoyne Star tool. An option has been added to make the Blazing Lemoyne for the Center Star.

### Supplies

#### Required tools:

Rapid Fire Lemoyne Star tool,

Tucker Trimmer III,

(optional Tucker Trimmer I),

Magic Wand if doing the Blazing Lemoyne.

Strip Pieced Lemoyne,

Liberty Lemoyne

Banded Lemoyne Star Technique Sheets.

(Optional - Blazing Lemoyne Technique Sheet)

#### Fabric Requirements:

based on 40" of usable width of fabric with few cutting errors.

Background - 3 yards

Fabric #1 (hot red) - 3/4 yd

Fabric #2 (dark blue) - 3/4 yd

Fabric #3 (light print) - 3/4 yd

Fabric #4 (green) - 1/2 yd

Fabric #5 (medium blue) - 1/2 yd  
 Inner Border - 1/2 yd  
 Outer Border - 1 yd  
 Binding - 1/2 yd  
 Backing - 4 yards

**OR** a previous Studio 180 Design Rapid Fire Lemoyne Star pattern  
**OR** try a new/bring a pattern that is Lemoyne Stars that you want to "Tuckerize"!

## Morning Glory

This pattern will be available along with Meteor Storm and Mountain Blaze that also make the Blazing Lemoyne Stars and Sugar and Spice.



### Supplies

#### Required tools:

Rapid Fire Lemoyne Star tool  
 Tucker Trimmer III  
 Magic Wand  
 Morning Glory pattern.

#### Fabric Requirements:

	Lap 68" x 68"	Twin 68" x 84"
Dark Purple	1 1/2 yards	1 7/8 yards
Medium Purple	2 1/2 yards	2 7/8 yards
Green	2 yards	2 3/8 yards
Multi	1 1/2 yards	2 yards
Cream	1 3/4 yards	1 3/4 yards
Binding	5/8 yard	3/4 yard
Backing	4 1/2 yards	5 1/4 yards



## Hunter's Star Hidden Treasures

Hunter's Star patterns are one of the iconic **2 color high contrast** quilt patterns that are always striking. This book contains over 30 different layouts using the same amount of fabrics for the choices. The Hunter's Star is only created once 4 blocks are put together. The block itself does not form the star. This is a Fat Quarter friendly workshop.

This workshop will focus on making the different combinations of Hunter's Star blocks using light/light; dark/dark; or light/dark combinations based on the layout you choose. The blocks have a precision cut and then everything is oversized and trimmed down to make perfect blocks.

### Fabric Requirements:

Can use **1 of 4** options below -- Pick which fabrics you would like to use and then in the workshop we will determine which layout you want to make.

1. 8 Dark fat quarters + 8 Light fat quarters
2. 8 Dark fat quarters + 2 yards of a single Light fabric
3. 8 Light fat quarters + 2 yards of a single Dark fabric
4. 2 yards of a single Dark fabric + 2 yards of a single Light fabric

### Additional fabrics for borders:

Inner Border for pieced strips - 1/2 yard

Outer Border for border strips and bias-cut binding - 1 3/4 yards

## Basic Recipe

The Basic Recipe is a workshop option. This workshop introduces students to the Rapid Fire Hunter's Star using only 2 colors of fabric in a light/dark combination or 3 colors for focus stars. This tool creates oversized and then trimmed down units without the "Y" seams or templates. It's fun and rewarding to see all the different layouts you can create with the Basic Recipe!

### Fabric Requirements:

For the Hunter Star blocks only

(need more fabrics for more blocks and/or borders and binding)

two color project: 24" x 24"

dark fabric - 3/4 yd

light fabric - 3/4 yd

three color project: 24" x 24"

dark fabric - 1/2 yd

light fabric - 1/2 yd

accent (star points) - 1/2 yd



## Bring Your Own – Quilting

If you are trying to get a project finished and just need some dedicated time to finish it up, bring it along. Instructors will be available to help if you run into a problem and everyone will be available to admire your work!

# Special Pricing for Kanuga Quilters --2024

25% discount plus taxes and no shipping fees

## Tools

Wedge Star	\$36.50
Tucker Trimmer III	36.50
Tucker Trimmer I	22.00
Rapid Fire Lemoyne Star	32.50
Magic Wand	6.50
Rapid Fire Hunter's Star - Petite	\$27.00
Rapid Fire Hunter's Star - Large	\$29.00

## Books

Hidden Treasures book \$26.00 (lap size patterns) uses the RFHS -Petite tool  
Royal Treasures book \$28.00( queen/king size patterns) uses the RFHS- Large tool

## Patterns

Carolyn Ratola patterns: <i>Stairway To The Stars</i>		no cost
<i>Lemoyne Basics... And Beyond</i>		no cost
Patterns (Studio 180 Design)	\$10.00	
Block of Month Patterns:		
Journeys	26.00	
Fair Isle	26.00	
Autumn Splendor	28.50	
Jubilation	35.50	

## Technique Sheets (\$6.50 each)

Traditional Log Cabin  
Curved Log Cabin  
Twisted Wedge  
Diamond Four Patch Wedge  
Edged Wedge  
Strip Pieced Lemoyne  
Liberty Lemoyne  
Banded Lemoyne  
Blazing Lemoyne

## Additional Tools

limited supply of other tools needed for the Block of Month patterns

(\$24.00 each)

Corner Beam  
Square Squared  
Wing Clipper  
V Block  
Four Patch Square Up

Corner Pop - \$28.50