

# Knitting and Quilting at Kanuga '22

## Project Descriptions – Quilting

Note: Quilting projects are organized by tools used. Once you choose one or more tools to work with, you will be contacted about which project you want to work on.

### **Wing Clipper and Magic Wand** (The second most-used fundamental tools used in patterns and designs)



Instructor: Carolyn Ratola

Learn the Deb Tucker basics of Flying Geese units making 4 at one time, oversized and trimmed down to precision. Add a Technique Sheet and learn additional units that can be made with the Wing Clipper, including Pickets and Quikets, Geese of Feather, and Geese on the Edge. Pick which project you would like to do.

Skills needed: Confident Beginner

Patterns available using these tools:

- **Charleston Lily** – a free downloadable pattern using Wing Clipper, Magic Wand, Four Patch Square Up, and the Tucker Trimmer III
- **Star Shadows** - Learn to make different sizes of Flying Geese with this pattern. This is a wall hanging size, but there are options to make bigger inside the pattern.
- **Carolina Lily: Four Block** - This pattern makes the Carolina Lily with no Y seams and incorporates the Migrating Geese technique along the border edge.
- **Toolbox Blitz** - One of the techniques with the Wing Clipper is Geese on the Edge. You also need the Tucker Trimmer I or III. This pattern lets you choose what size units, what size quilt and which layout option you prefer.



Star Shadows

Carolina Lily

Additional techniques sheets will be available.

### **Star 60**


Instructor: Carolyn Ratola

Deb's newest tool, the **Star 60** will have you going down the rabbit hole of the 60-degree shapes. This tool comes with a free pattern Hextravaganza that introduces you to the basic Star 60-unit, companion triangles, along with the setting half triangles. And, as usual, these units are oversized and trimmed down to precision, with the ability to also precision cut certain shapes like the hexagons. Add **5 new Star 60 Technique sheets** and the possibilities just expanded. One Block Wonder quilts can be made with this tool along with incorporating the 3-D cubes and different star blocks to enhance the OBW. Make blocks into sets of placemats with the additional Technique Sheets.

Skills needed: Confident Beginner

Patterns available using this tool:


- **Hextravaganza** - free pattern with the tool
- **Cubed project** - also uses Capped 60 Technique Sheet
- **Tulip Trails** – This pattern is all about the Basic Star 60 units. Putting all the units together without Y seams. Jellyroll friendly and add a background.
- **Additional Technique Sheets -**
  - Striped 60
  - Quad 60
  - Checkerboard 60
  - Framed 60



Hextravaganza



Cubed Project



Tulip Trail

## Rapid Fire Lemoyne Star


Instructor: Carolyn Ratola

For those that already have or want the Rapid Fire Lemoyne Star, there are additional Technique Sheets for this tool. Make your blocks all the same size or alternate with different sizes and put them altogether into a sampler.


Skills needed: Intermediate quilter

Patterns available using this tool:

- **Water Lily** – Water Lily has new technique called the Blooming Lemoyne. The basic Lemoyne gets a spike! Pattern uses 1/4 yard pieces (not fat quarters), accent for the spikes and a background. Also uses Tucker Trimmer III.
- **Smooth Jazz** - Another Rapid Fire Lemoyne Star pattern has you making the Banded Lemoyne in reverse on half the star points creating this interesting star variation. This is a fat quarter friendly pattern, just add a background. Also uses Tucker Trimmer III.
- **Additional Techniques Sheets -**
  - Fussy Cut Lemoyne
  - Lemoyne As Triangles
  - Strip Pieced Lemoyne
  - Liberty Lemoyne
  - Banded Lemoyne
  - Starburst Lemoyne
  - Blazing Lemoyne (already know how from Mountain Blaze)



Water Lily



Smooth Jazz

## 6-tool Block of the Month


Instructor: Carolyn Ratola

**Fair Isle Block of Month** pattern by Deb Tucker and fabric line by Island Batik for Deb Tucker. As a Certified Instructor, I was able to order this BOM and fabric line for kits. All the projects listed above except for the Star 60 have tools that are used in the **Fair Isle BOM**. You can choose to do a project and/or work on the different months of the BOM that have the new tools to get familiar with. I will have limited number of full kits available at a reduced price for the pattern and fabrics if you decide to pay upfront for the whole kit. Another option is to work on 4 of the months on each day of the retreat. The remainder of the kits can then be mailed to you on a monthly basis.

Skills needed: Intermediate quilter

### Tools used for BOM:

- Corner Beam
- Wing Clipper
- Rapid Fire Lemoyne Star
- Tucker Trimmer III
- Square Squared
- Four Patch Square Up



## **Bonus Project: Doubly Charmed**

Instructor: Carolyn Ratola

Want to learn some more fundamental tools by Deb Tucker and make 2 quilts from one pattern? And, what could be better, it's Charm Pack friendly and the "cutaways" from the first quilt are used to make the second quilt. Just need a couple other fabrics for the borders and the same background can be used in both quilts.

Skills needed: Confident Beginner


### **Tools used:**

Corner Beam

V Block Square

Squared

Doubly Charmed



## **Bring Your Own – Quilting**

If you are trying to get a project finished and just need some dedicated time to finish it up, bring it along. Instructors will be available to help if you run into a problem and everyone will be available to admire your work!



# Special Pricing for Kanuga Quilters

20% discount plus and taxes and no shipping fees

## Wing Clipper Projects

Wing Clipper	\$23.50
Magic Wand	6.00
Four Patch Square Up	24.00
Tucker Trimmer III	33.00
Tucker Trimmer I	21.00

## Patterns \$10 each

### Toolbox Blitz pattern \$15.50

### Star 60 \$36.00

Capped 60 Technique Sheet \$6.50 (Cubed project)

Additional Technique Sheets: \$6.50 each (pictures not shown)

- Striped 60
- Quad 60
- Checkerboard 60
- Framed 60

## Rapid Fire Lemoyne Star \$32

Tucker Trimmer I \$21 or Tucker Trimmer III \$33

Technique Sheets: \$6.50 each (pictures not shown)

- Fussy Cut Lemoynes
- Lemoynes As Triangles
- Strip Pieced Lemoynes
- Liberty Lemoyne
- Banded Lemoyne
- Starburst Lemoyne
- Blazing Lemoyne (already know how from Mountain Blaze)

## Doubly Charmed

- Corner Beam \$23.50
- V Block 23.50
- Square Squared 23.50

## Block Of Month (BOM) tools -- 12-month program\* (S180D tools are separate)

Corner Beam	\$23.50
Wing Clipper	23.50
Magic Wand	6.00
Rapid Fire Lemoyne Star	32.00
Tucker Trimmer III	33.00
Square Squared	23.50
Four Patch Square Up	24.00

**Monthly** kit fee **\$32.50\*\*** for 12 months \$390.00

**or reduced for Total kit price \$250.00\***